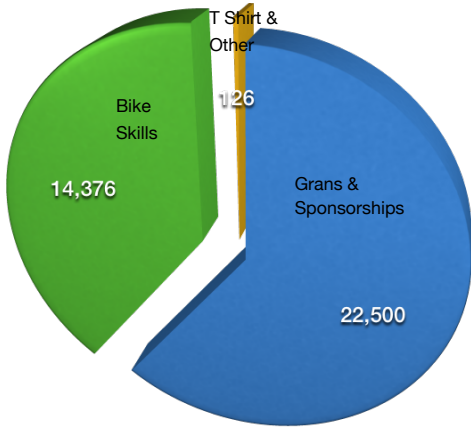


# GV Bike to Work Society Financial Report to Feb 28 2018

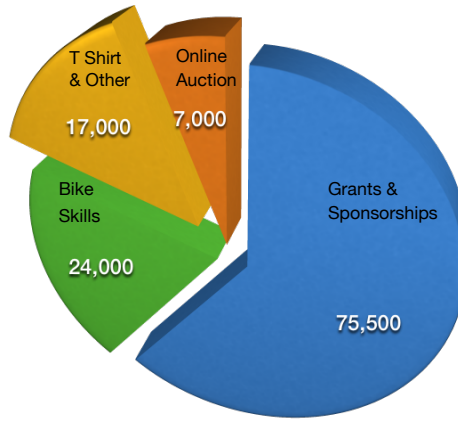
## CASH REVENUES

**Actual YTD**



**Total Revenues = \$37,002**  
**Previous Year = \$2,997**

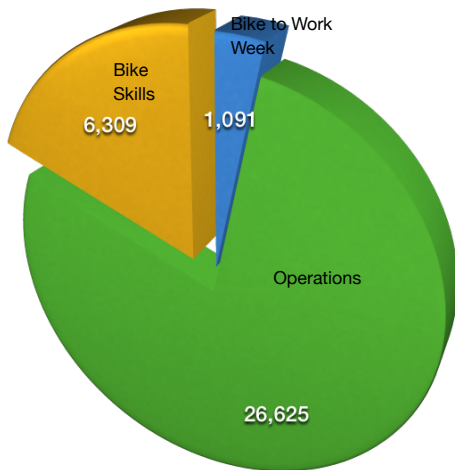
**Budget - 2017 / 18**



**Projected Cash Revenues = \$123,500**  
**Previous Year Actual = \$130,601**

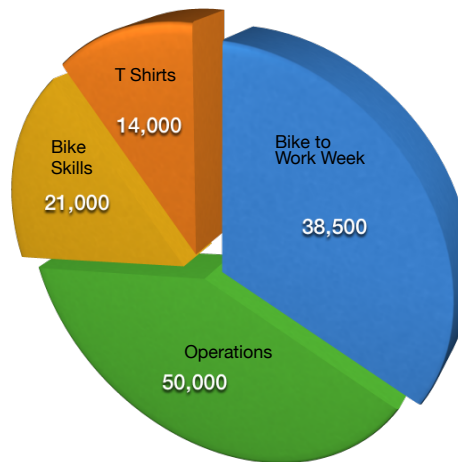
## CASH EXPENSES

**Actual YTD**



**Total Expenses = \$34,025**  
**Previous Year = \$32,944**

**Budget - 2017 / 18**



**Projected Cash Expenses = \$123,500**  
**Previous Year Actual = \$127,691**

PROFIT / LOSS	
Current Year	\$2,977
Last Year	-\$29,946

BANK BALANCES	
General Account	\$44,086
Gaming Account	\$13,288
Term Deposit	\$5,000