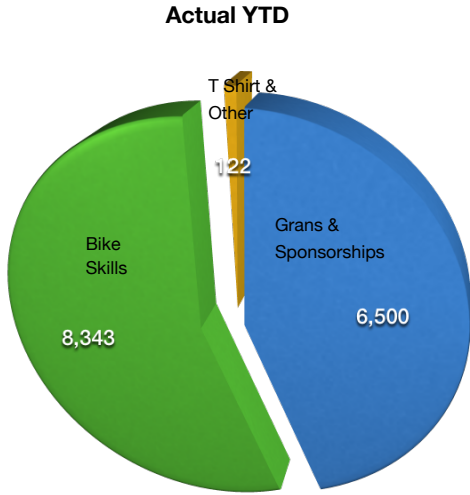
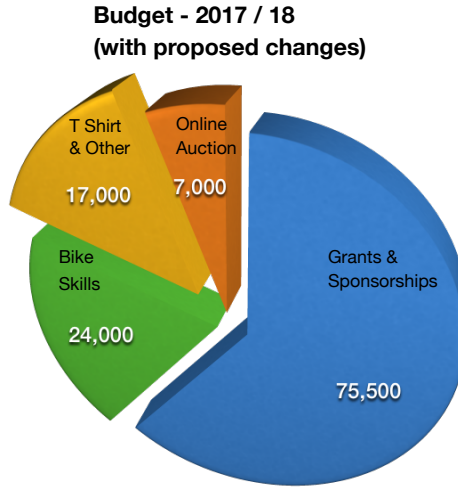


GV Bike to Work Society Financial Report to Jan 31 2018

CASH REVENUES

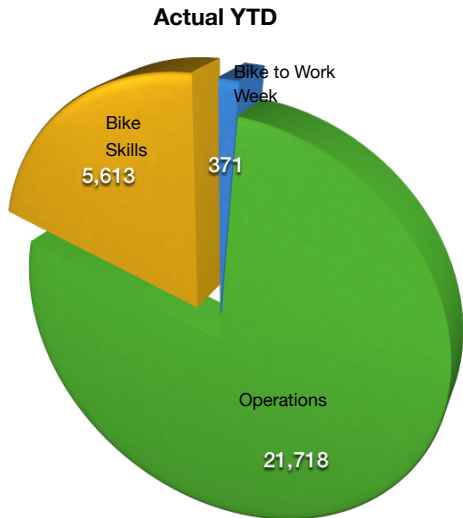


Total Revenues = \$14,965
Previous Year = \$2,960

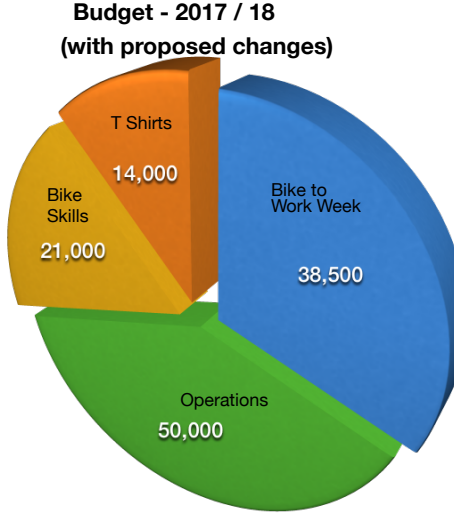


Projected Cash Revenues = \$123,500
Previous Year Actual = \$130,601

CASH EXPENSES



Total Expenses = \$27,702
Previous Year = \$26,490



Projected Cash Expenses = \$123,500
Previous Year Actual = \$127,691

PROFIT / LOSS	
Current Year	-\$12,737
Last Year	-\$23,530

BANK BALANCES	
General Account	\$41,497
Gaming Account	\$287
Term Deposit	\$5,000