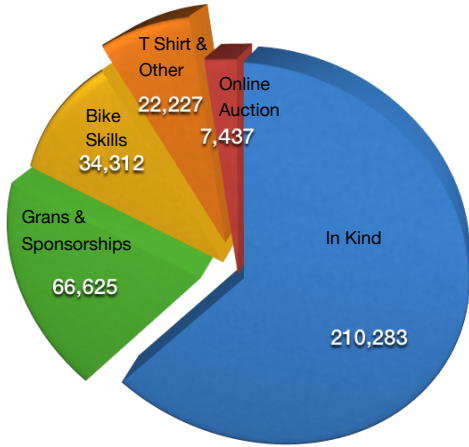


GV Bike to Work Society Year End Financial Report - 2017

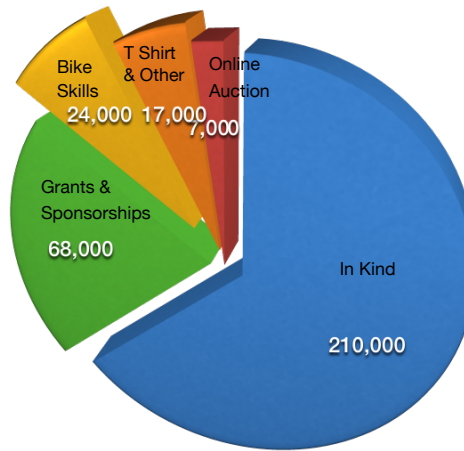
REVENUES

Actual - 2016 / 2017



Total Revenues = \$340,884
Previous Year = \$337,669

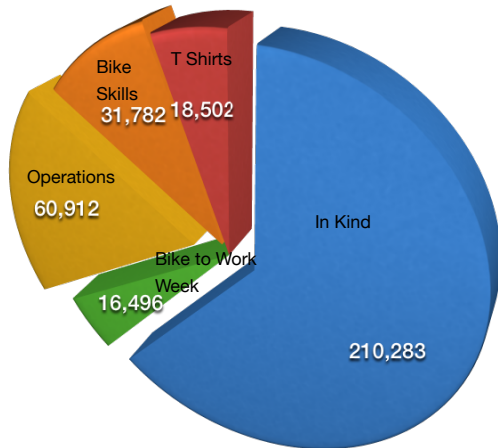
Draft Budget - 2017 / 18



Projected Revenues = \$326,000

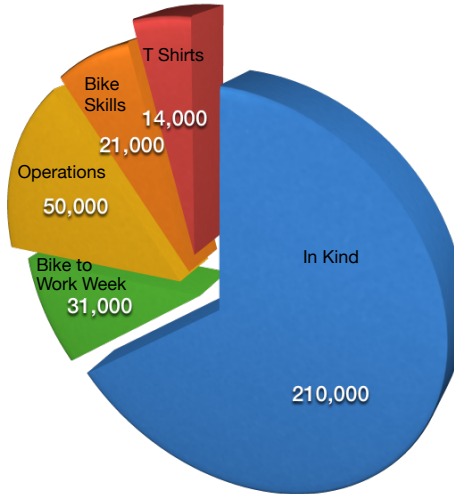
EXPENSES

Actual -2016 / 2017



Total Expenses = \$337,974
Previous Year = \$350,682

Draft Budget - 2017 / 18



Projected Expenses = \$326,000

PROFIT / LOSS	
Current Year	\$2,910
Last Year	-\$13,013

BANK BALANCES	
General Account	\$60,555
Gaming Account	\$287
Term Deposit	\$5,000