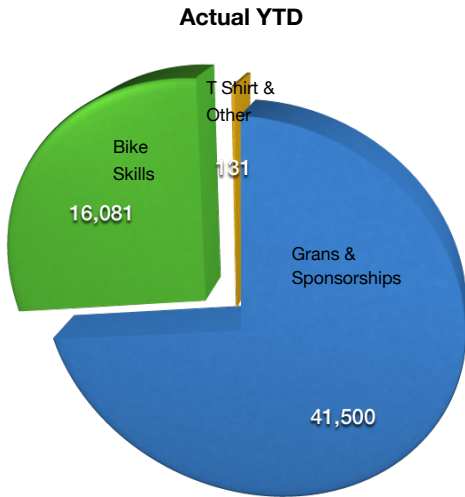
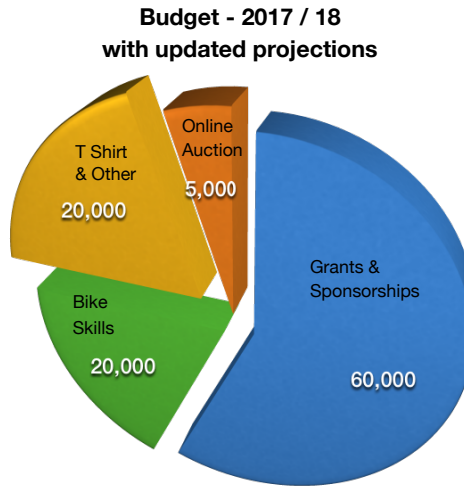


# GV Bike to Work Society Financial Report to March 31 2018

## CASH REVENUES

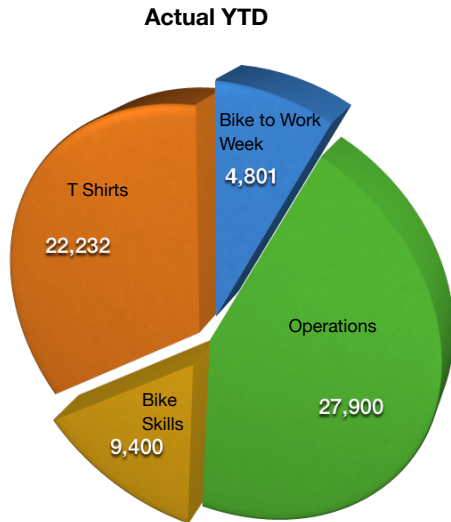


**Total Revenues = \$57,712**  
**Previous Year = \$35,301**

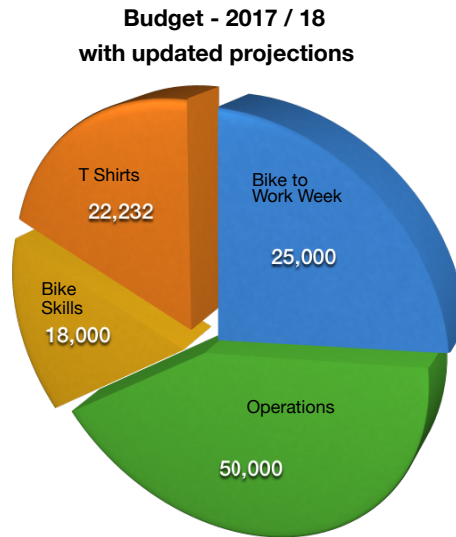


**Projected Cash Revenues = \$105,000**  
**Previous Year Actual = \$130,601**

## CASH EXPENSES



**Total Expenses = \$64,333**  
**Previous Year = \$40,972**



**Projected Cash Expenses = \$115,232**  
**Previous Year Actual = \$127,691**

PROFIT / LOSS	
Current Year	-\$6,621
Last Year	-\$5,671

BANK BALANCES	
General Account	\$34,088
Gaming Account	\$13,289
Term Deposit	\$5,000