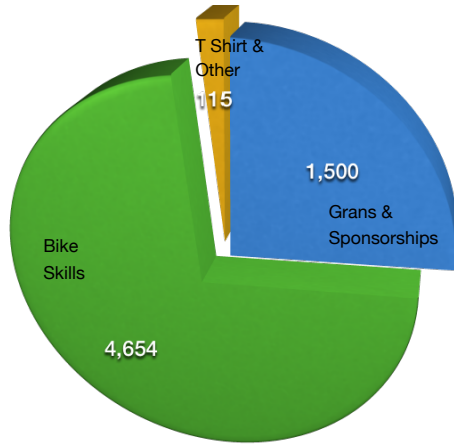


# GV Bike to Work Society Financial Report to Nov 30 2017

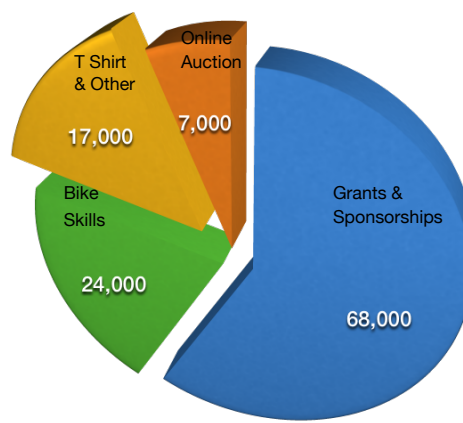
## CASH REVENUES

**Actual YTD**



**Total Revenues = \$6,269**  
Previous Year = \$ 485

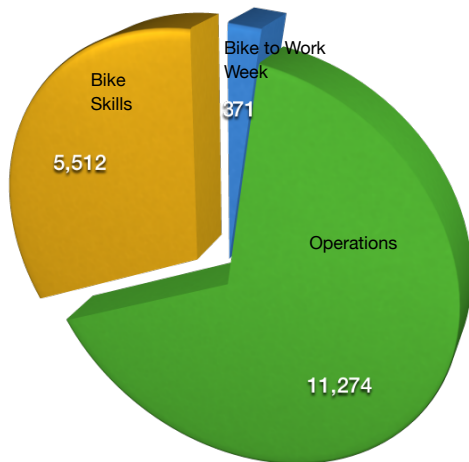
**Proposed Budget - 2017 / 18**



**Projected Cash Revenues = \$116,000**  
Previous Year Actual = \$130,601

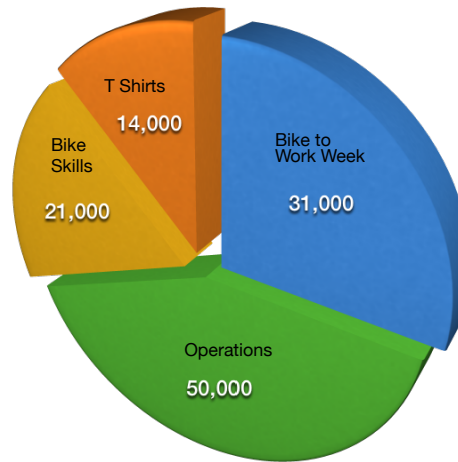
## CASH EXPENSES

**Actual YTD**



**Total Expenses = \$17,157**  
Previous Year = \$12,575

**Proposed Budget - 2017 / 18**



**Projected Cash Expenses = \$116,000**  
Previous Year Actual = \$127,691

PROFIT / LOSS	
Current Year	-\$10,888
Last Year	-\$12,090

BANK BALANCES	
General Account	\$49,868
Gaming Account	\$287
Term Deposit	\$5,000