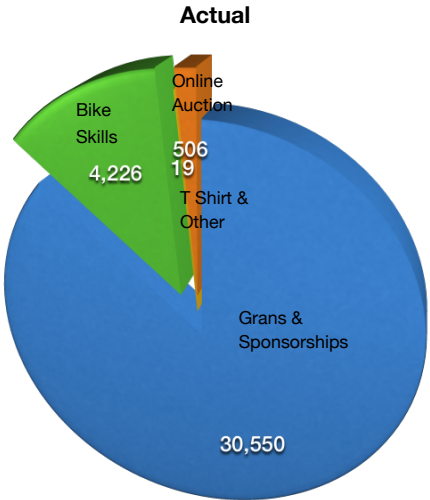
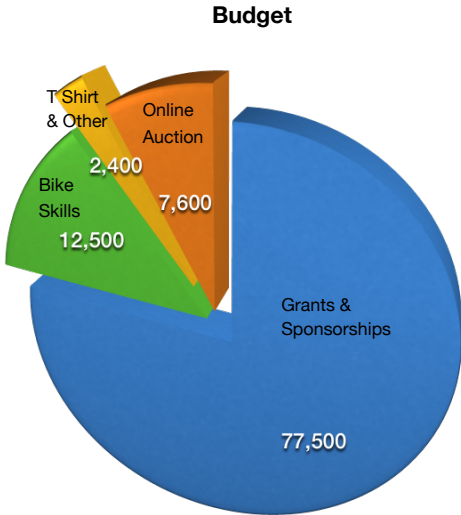


# GV Bike to Work Society Financial Report to March 31 2017

## CASH REVENUES

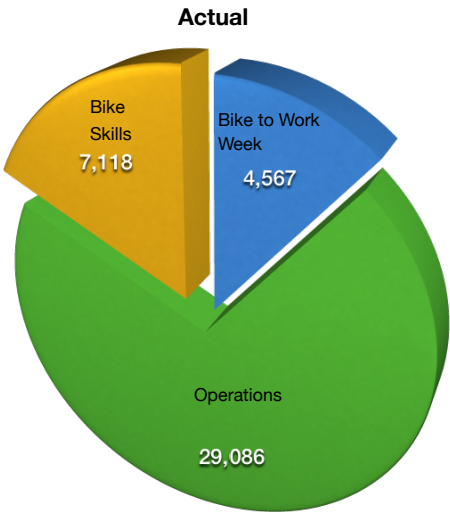


**Actual Cash Revenues = \$35,301**

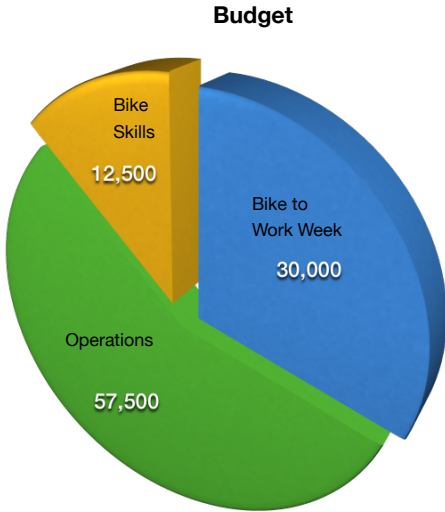


**Budgeted Cash Revenues = \$100,000**

## CASH EXPENSES



**Actual Cash Expenses = \$40,771**



**Budgeted Cash Expenses = \$100,000**

CASH FLOW	
Current Year To Date	-\$5,470
Last Year - This Date	-\$21,656
Last Year - Full Year	-\$13,013

BANK BALANCES	
General Account	\$33,430
Gaming Account	\$11,883
Term Deposit	\$5,000