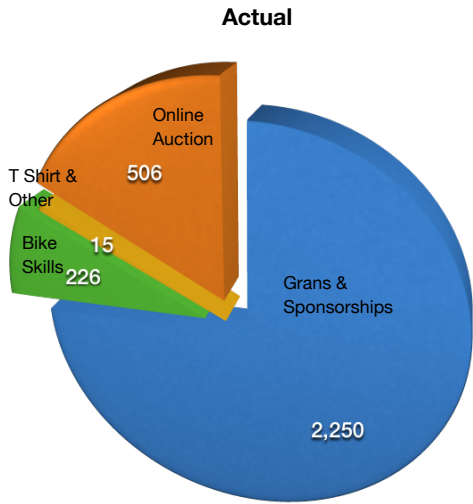
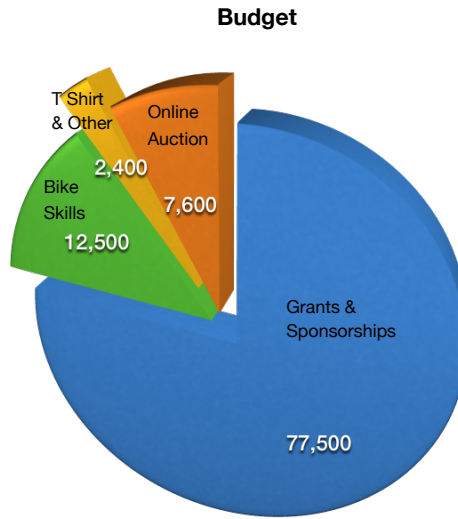


# GV Bike to Work Society Financial Report to February 28 2017

## CASH REVENUES

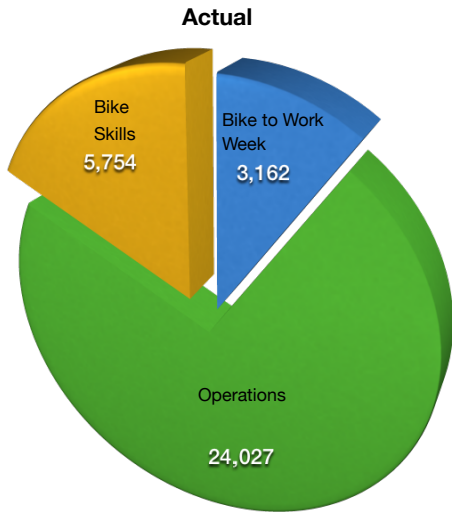


**Actual Cash Revenues = \$2,997**

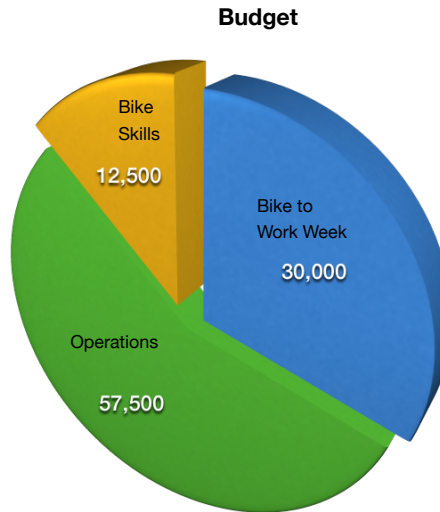


**Budgeted Cash Revenues = \$100,000**

## CASH EXPENSES



**Actual Cash Expenses = \$32,943**



**Budgeted Cash Expenses = \$100,000**

CASH FLOW	
Current Year To Date	-\$29,946
Last Year - This Date	-\$29,254
Last Year - Full Year	-\$13,013

BANK BALANCES	
General Account	\$20,741
Gaming Account	\$327
Term Deposit	\$5,000