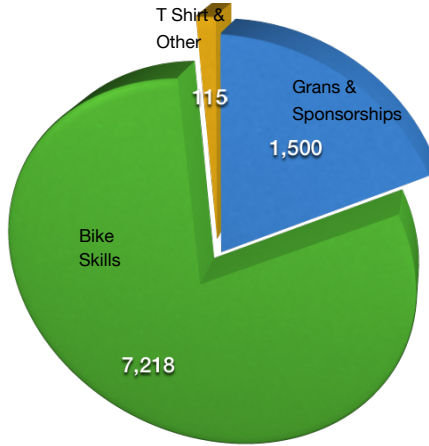


GV Bike to Work Society Financial Report to Dec 31 2017

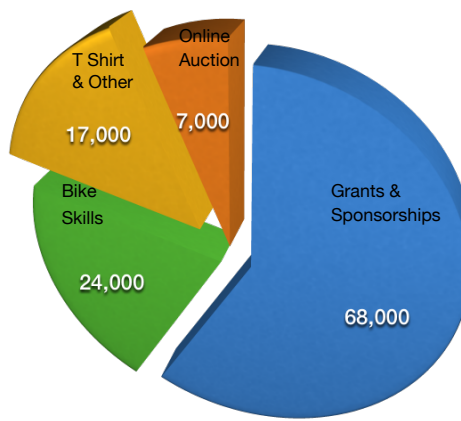
CASH REVENUES

Actual YTD



Total Revenues = \$8,836
Previous Year = \$ 687

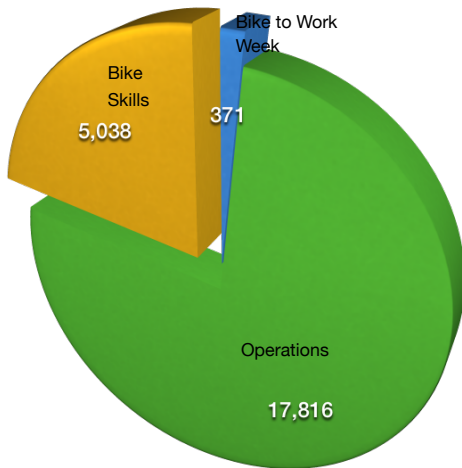
Budget - 2017 / 18



Projected Cash Revenues = \$116,000
Previous Year Actual = \$130,601

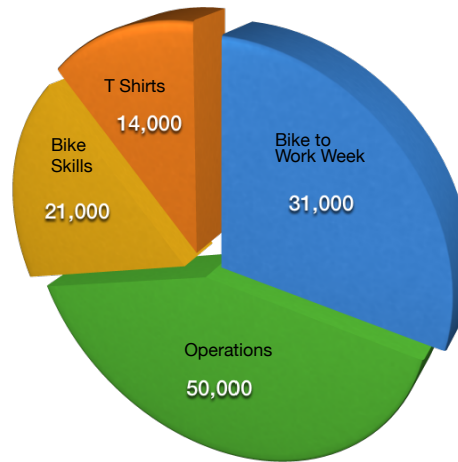
CASH EXPENSES

Actual YTD



Total Expenses = \$23,224
Previous Year = \$20,157

Budget - 2017 / 18



Projected Cash Expenses = \$116,000
Previous Year Actual = \$127,691

PROFIT / LOSS	
Current Year	-\$14,388
Last Year	-\$19,469

BANK BALANCES	
General Account	\$39,855
Gaming Account	\$287
Term Deposit	\$5,000